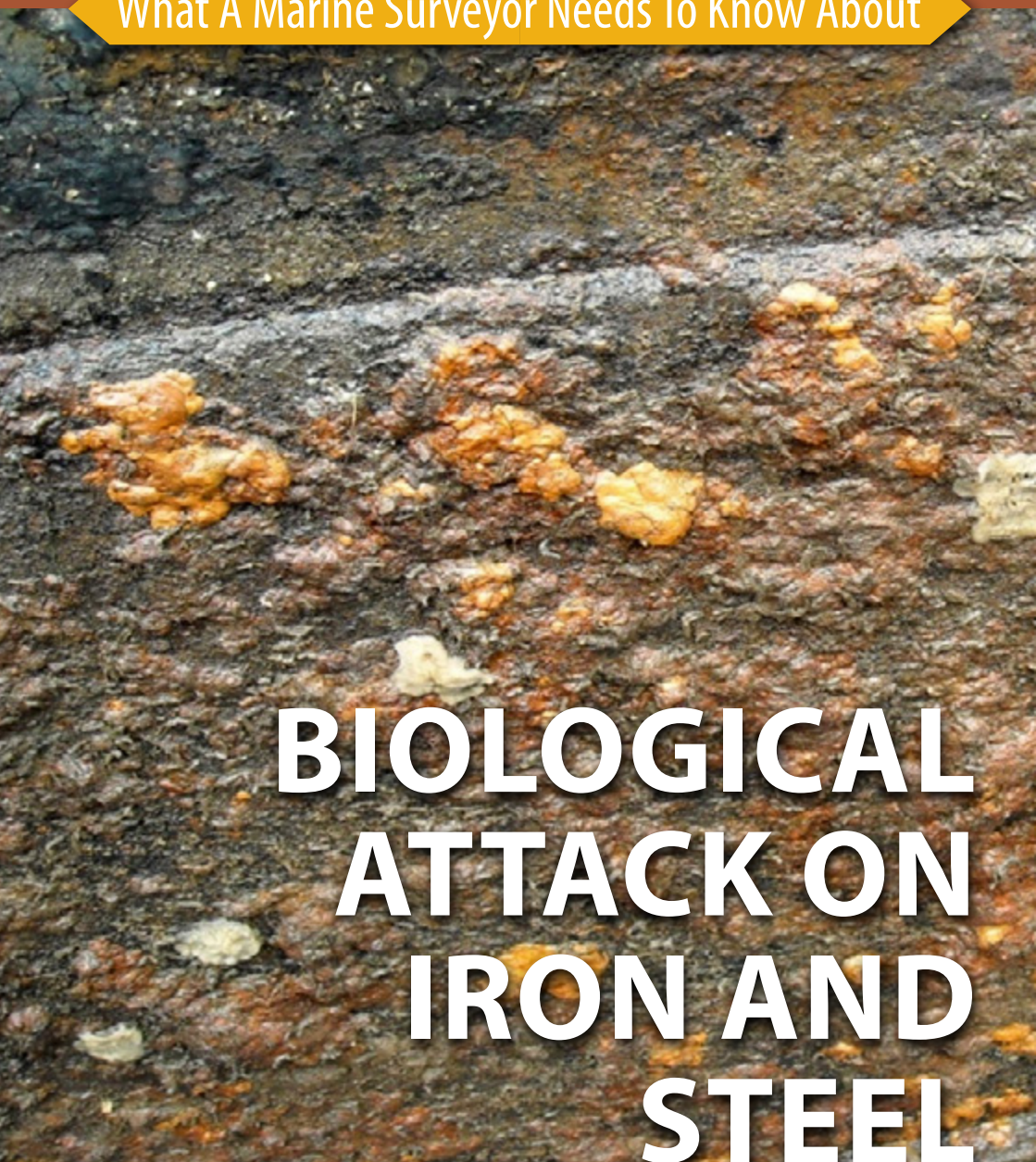


An IIMS Self Help Guide

What A Marine Surveyor Needs To Know About



**BIOLOGICAL  
ATTACK ON  
IRON AND  
STEEL**

by **JEFFREY CASCIANI-WOOD**

# ABOUT IIMS



The International Institute of Marine Surveying (IIMS) is an independent, non-political organisation promoting the professionalism, recognition and training of marine surveyors worldwide.

The IIMS defines marine surveying as: "The service provided to maritime and transport organisations in general and the production of guidance reports for all other bodies connected with maritime operations or maritime trade".

The IIMS is the professional body for marine surveyors and has a worldwide membership of around 1,000 individuals in over 100 countries. It is the largest organisation of its kind and seeks to represent its industry to government and non-governmental organisations such as the International Marine Organisation (IMO), Coastguards, insurance companies and ship owners.

The IIMS provides a range of services to its members, allied organisations and to the wider shipping and boating world, including:

- **Maintaining a comprehensive database of qualified marine surveyors**
- **Professional training courses for marine surveyors**
- **A distance learning education programme in marine surveying**
- **The Report, a quarterly publication highlighting key marine surveying topics and news**
- **Conferences and meetings internationally providing a place for the marine surveying industry to meet**
- **Acting as an MCA approved vessel coding authority duly authorised by the Maritime & Coastguard Agency**
- **The Marine Surveyor Search App**

[www.iims.org.uk](http://www.iims.org.uk)

# CONTENTS

**BIOLOGICAL ATTACK ON IRON AND STEEL**..... 4

Introduction ..... 4

Sulphur Oxidising Bacteria ..... 7

Sulphur Reducing Bacteria ..... 8

Iron Bacterium or *Gallionella Ferruginea* ..... 10

**REFERENCE DOCUMENTS**..... 12

**ABOUT THE AUTHOR**..... 13







# BIOLOGICAL ATTACK ON IRON AND STEEL

## Introduction

Boat owners and marine surveyors will, of course, be familiar with common iron rust whatever form it takes and all marine surveyors should not only be able to recognise the five different types of electro-chemical on sight and understand the conditions that cause the problem but also how to deal with these conditions in order to minimise their deleterious effects on a vessel's structure. The literature on the subject of electro-chemical or galvanic corrosion is enormous. Although the phenomenon is well known to the mining and oil industries where it causes millions of dollars worth of damage annually. Biological attack is, however, not so widely understood or recognised in the marine world where it generally takes one of two main forms:

- macrobiology
- microbiology

Macrobiological attack is the well known phenomenon of mussels, barnacles, slimes, grasses and seaweeds attaching to the hull. These items do not usually cause serious harm to the metal but they can and do slow the boat down and increase the fuel consumption for a given speed. They are more or less satisfactorily dealt with by scrubbing the hull clean and coating with a suitable antifouling paint. However, there is a different kind of corrosion which is also found on boat hulls, particularly those lying in water such as canals or rivers containing decaying vegetable matter. Very few people are aware of the problem or that it is caused by microbiological attack. Or, in other words, metal worm. MIC is a highly unpredictable process but the marine surveyor should realise that, under the influence of microorganisms, corrosion processes can happen in a matter of months compared to the years it would take for ordinary abiotic corrosion to reach serious proportions. Further, also due to its unpredictability, it is often difficult


to include microbiologically induced corrosion in risk analyses and, more often than not, its possibility is not even considered in a vessel's design phase. The impact can be enormous and an estimated 20% of all corrosion damage is caused by micro-organisms leading to costs as high as 2-5% of GDP. There has been a very large amount of data published on this subject in the civil engineering field over the last twenty years or so and it is widely recognised that not only does microbially induced corrosion stimulate general, pitting, crevice and stress corrosion but that it is also capable of enhancing other related defects in steel such as corrosion fatigue, hydrogen embrittlement and cracking. Since micro-organisms are very wide spread in nature, most natural and man made environments are sufficiently contaminated to encourage bacterial activity to proceed to a greater or lesser extent. This type of corrosion is not a new form recently discovered but it is only in the last three of four decades that its seriousness has been fully appreciated. These organisms are commonly found in ballast tanks where the vessel has ballasted by taking on muddy river water or lying in the mud of harbours or in the waters of canals particularly those running through farm land where surface water often deposits chemical fertilizers into the canal. The author discovered the severity of the problem some forty odd years ago when employed as a superintendent engineer for a company running a number of general cargo Liberty ships which often loaded ballast water for return trips from the West African coast. The ballast water was, from the nature of its loading from the rivers, often heavily polluted with vegetable matter and very muddy. On inspection of the ballast tanks at the classification surveys very severe pitting of a clearly defined and characteristic type was frequently found under mud deposits in the tanks and a great deal of time - and money - was spent in trying to find the cause of the problem. It was eventually identified as microbiological in origin when specimens of the corroded steel were sent for laboratory analysis. The *per diem* corrosion rates were often as high as 860 mg/dm<sup>2</sup> or, if it is easier to understand, pits several centimetres in diameter, 8 to 10 millimetres deep were often found in 18 millimetre thick mild steel plates in less than two years. Such microbiologically assisted reactions are well known in the big ship field to be an important factor in marine corrosion and there is, again, an extensive and increasing literature on the subject. This type of corrosion has been described for a number of different structures in the marine environment for aluminium and copper alloys and stainless steels as well as ordinary shipbuilding quality wrought iron and mild steel structures. The presence of such micro-organisms has many complex and inter-related effects and they can also generate environments favourable for the better known electro-chemical processes to occur. They can, for example, destroy anti-corrosion additives in coatings, depolarise cathodic processes and produce severe changes in local oxygen percentages that lead to differential aeration and concentration cells. The micro-organisms that contribute to corrosion are many and varied and include aerobic bacteria, fungi, algae and diatoms, yeasts and other organisms. They are able to colonise surfaces producing biofilms up to 100 mm thick and acquire the ability by genetic mutation to adapt easily to environmental changes. The systems are thus dynamic and can, and do, change with time.

The bacteria themselves are invisible to the naked eye and fall mainly into four types:

1. Slime formers which form slimy coverings over surfaces, reducing oxygen transport and trapping particles of debris.

2. Sulphur oxidising bacteria (SOB) which produce hydrogen sulphide from dissolved sulphates in anaerobic conditions. The bottom of the pit that results is black. Wet hydrogen sulphide is reported to corrode mild steel at rates that can exceed 2.5 mm/cm<sup>2</sup>/year but does not corrode aluminium to any significant extent.
3. Sulphur reducing bacteria (SRB) which produce tetrahydrated ferrous sulphate and the highly corrosive sulphuric acid. The bottom of the pit that results is silvery white.
4. Iron oxidising bacteria (IOB) which oxidise soluble ferrous iron to insoluble ferric or ferrous hydroxide.

Although it can be assumed that microbial corrosion will ensue in any environment in which the micro-organisms can survive, the extent of the activity of any specific species may be limited and conditions favourable to one type may be quite inimical to another. The bacteria associated with the corrosion of metals are unicellular, possessing a thick, rigid cell wall, dividing by binary fission and some have a flagellum to enable them to swim and thus be mobile. These organisms can be either autotrophic or heterotrophic, aerobic or anaerobic. Autotrophs obtain their energy from light or by the oxidation of inorganic materials and their carbon by assimilation. Heterotrophs are those bacteria that obtain both their energy and their carbon requirements from organic sources and assimilate carbon dioxide to only a limited extent. Anaerobic microbes do not require oxygen for their growth whereas aerobic bacteria do. The unicellular bacteria have three basic shapes: rod like, curved or spirillid and spherical. They vary considerably in size with, typically, a maximum size of about 1 µm.

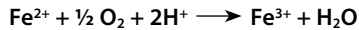


Photograph 1 - Attack on a Steel Narrowboat by Microbes of the *Genus Thiobacillus*

The white deposits in the photograph are tetra-hydrated ferrous sulphate also known in its mineral form as rozenite [FeSO<sub>4</sub>·4(H<sub>2</sub>O)]. Note also the high surface area/depth ratio of the pitting. There are also signs (the small red-brown rusticles) of attack by microbes of the symbiotic species *Gallionella Ferruginea*. The presence of the sulphate prevents the steel underneath from rusting (oxidising). The vessel photographed was constructed of Siemens-Martin mild steel.

## Sulphur Oxidising Bacteria

Of the four groups mentioned, however, the most important group associated with the corrosion of ferrous metals are those in whose metabolism sulphur and/or its compounds play an important part. The aerobic bacteria of the genus thiobacillus usually referred to as sulphur oxidising bacteria or SOB perform the oxidation of sulphur to sulphuric acid. The acids produced can cause deep pits to appear in the ground metal though their involvement in the corrosion process is only slight compared to the sulphur reducers. The bacteria are autotrophic, acidophilic, short non-sporulating rods approximately 0.5 x 1.0 – 1.5 µm in size. They occur as single cells or in pairs and are motile. The optimum temperature for growth is 25-30°C but they die at temperatures above 55-60°C. *Thiobacilli* are colourless, rod-shaped, Gram negative bacteria with polar flagella. They possess an iron oxidase, which allows them to metabolize metal ions such as ferrous iron:



They are strictly aerobic bacteria and all species are respiratory organisms and are obligate autotrophic organisms, meaning that they require inorganic molecules as an electron donor and inorganic carbon (such as carbon dioxide) as a source. They obtain nutrients by oxidizing iron and sulphur with O<sub>2</sub>. *Thiobacillus* microbes do not form spores; they are gram-negative proteobacteria. Their life cycle is typical of bacteria with reproduction by cell fission. The two main strains are *thiobacillus thioparus* and *thiobacillus ferrooxidans* which includes the strain *thiobacillus concretivorus*. *Thiobacillus ferrooxidans* affects the precipitation of ferric iron solids. The bottoms of the pits formed by their action are usually covered in white tetra hydrated ferrous sulphate (FeSO<sub>4</sub>·4H<sub>2</sub>O).



Photograph 2 - Extensive *Gallionella Ferruginea* attack on a Narrowboat





Photograph 3 – Contrast – Galvanic Pitting

## Sulphur Reducing Bacteria

In engineering, sulphate reducing bacteria can create problems when metal structures are exposed to sulphate containing water. The interaction of water and metal creates a layer of molecular hydrogen on the metal surface and the sulphate reducing bacteria then oxidize the hydrogen while creating hydrogen sulphide which contributes to corrosion. The completion of the sulphur cycle, the Type 2 bacteria of the genera *desulfotomaculum* *reducens* and *desulfurovibrio* *desulfuricans* carry out the reduction of sulphate to hydrogen sulphide. *Desulfotomaculum* *reducens* is a sulphur reducing prokaryote and is more active than the *desulfurovibrio* genus of bacteria. The prokaryotes are a group of organisms whose cells lack a membrane bound nucleus or karyon. The word prokaryote comes from the Greek prefix πρό (*pro*) meaning before and καρύόν (*karyon*) meaning nut or kernel. The organisms whose cells do have a nucleus are called eukaryotes. The main genus *desulfovibrio* *desulfuricans* is a strain of Gram negative sulphate reducing bacteria and some species are capable of transduction. *Desulfovibrio* is a genus of Gram negative sulphate reducing bacteria commonly found in aquatic environments with high levels of organic material and sulphate. As the sulphate is reduced to sulphite, the latter interacts with the ferrous iron to generate a black medium. The insoluble new medium is ferrous sulphide and the blackening indicates that sulphate reduction is taking place and that the iron is acting as a detoxifier for the harmful sulphide thus enabling a higher growth yield for the sulphate reducing bacteria to grow. Like other sulphate reducing bacteria, *desulfovibrio* *desulfuricans* was long considered to be obligately anaerobic. That is not strictly correct as, while growth may be limited, these bacteria can survive in oxygen rich environments. These types of bacteria are known as aerotolerant. The bacteria are straight or curved rods, are highly heat resistant and a free living fixer of atmospheric nitrogen. *Desulfotomaculum* *desulfuricans* is a strain of Gram positive, sulphate reducing bacterium usually identified by the release of hydrogen sulphide gas with its characteristic rotten eggs smell. They are motile with a flagellum and are commonly found in canal and harbour waters. These latter bugs, which can live in a lively partnership with the Type 3, are anaerobic in nature and obtain their requirement for sulphur primarily by dissimilatory sulphate reduction. It is not intended in this



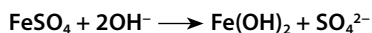
Manual to go into their extremely complex biochemistry but, basically, the animal works by assimilating a small amount of reduced sulphur but the majority of that absorbed is released into the surrounding water as sulphide ions, these are then hydrolysed to form free hydrogen sulphide. In that manner the SRB provide a cathodic process to support and maintain the anodic dissolution of iron and steel. Once the bacterium has started to produce sulphides, the local conditions then become favourable to growth and that can result in a population explosion of the bugs all reproducing highly corrosive sulphides. Any source of water which contains soluble or decayed organic material makes an ideal environment for these bacteria and such water can have a very high expectation of contamination with SRB. The usual nutrients available are phosphates, sulphates and nitrates all of which are free flowing into the canal system which is a prime example of such water particularly if they are generally peritrichous polluted or running through farmland where non-organic methods of fertilization and the use of chemical fertilizers may be expected. Marinas fed by rivers are another such example and it is well known that harbour muds are highly contaminated by sulphides produced by these creatures. Sulphide films are, by their very nature, highly corrosive and the presence on steel surfaces of hydrogen sulphide can lead to corrosion rates as high as 12.8 millimetres *per annum*. One form of sulphide known as Greigite is even more corrosive and rates up to 120 millimetres *per annum* are not uncommon. In the case of elemental sulphur even that rate can be multiplied by up to eight times. The water environment can be free flowing or stagnant, fresh, brackish or salt - it seems to make no difference. At sites with low oxygen levels the reactions are generally anodic and where there are reasonably high levels of oxygen the reactions are usually cathodic. Both the temperature and the pH value of the surrounding water also affect the activity of the organisms. The bugs normally prefer ambient water temperatures of between 5 and 50 degrees Celsius and a neutral pH for growth and, again, the canal system fulfils these criteria. They can, by a form of chemical and biological metamorphism, survive the coldest of English winters and, as the wreck of the *r.m.s. TITANIC* shows, survive under enormous pressures in water with no free oxygen. See Photograph 4. The discovery by a marine surveyor of such microbiological corrosion is often difficult and requires some experience because it is not always readily visible. It is usually found under muddy and slimy surfaces, sometimes even behind paint coatings and a very careful visual inspection is necessary to locate it and the marine surveyor to know exactly what he is looking for. It is not amenable to discovery by non-destructive testing such as ultrasonic thickness measurement, eddy current testing or the magnetic method familiar to most marine surveyors. Electro-chemical methods of identification such as the SIG sulphide test can be used under controlled conditions, but the techniques are usually rather difficult to apply in the field, take a long time to run and are rather unselective. They are, therefore, not very reliable. Furthermore, the bacteria are often found inside oxidised welds or at areas which contain physical defects such as porosity, overlap or lack of penetration. The common practice of not blacking the underside of the bottom plate of narrowboats in the canals, for example, can only encourage this form of corrosion and, indeed, the author has often found it on the bottom plates of such boats. If it is discovered, the only cure is to thoroughly clean the hull with high pressure fresh water, allow the hull to dry off, then to coat it with a good quality biocide (bleach), wash off again and afterward carefully recoat with a compatible paint. Within the author's experience the best paint to apply is a good quality tar epoxy with at least four coats and a minimum total thickness of at least 250  $\mu$ . An approximate method

of identifying the particular bacterium found causing hull corrosion sufficient for most marine surveying needs is given in Table 1.

Gram staining which is also-called Gram's method is a method of differentiating bacterial species into two large groups (Gram positive and Gram negative) and was invented by Hans Christian Gram. It differentiates bacteria by the chemical and physical properties of their cell walls by detecting peptidoclycan which is present in a thick layer in Gram positive bacteria. A Gram positive results in a purple/blue colour while a Gram negative results in a pink/red colour.

## Iron Bacterium or *Gallionella Ferruginea*

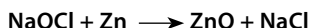
The so-called iron bacterium *Gallionella ferruginea* is an iron oxidizing chemolithotrophic bacterium (IOB) that lives in low oxygen conditions and has been found in a variety of different aquatic habitats. It has been known for about 180 years (it was first named by Ehrenberg in 1836 and was mentioned by Barnaby in his 1954 book *Basic Naval Architecture*) that these bacteria play an important part in oxidizing and fixing iron but in order to get energy out of this process, they must live in a relatively specific environment that contains reduced iron, the right amount of oxygen and sufficient amounts of carbon, phosphorus and nitrogen. The bacterium obtains its energy from carbon dioxide fixation by oxidising ferrous ions in solution to ferric ions with the consequent precipitation of ferric and, on normal shipbuilding quality mild (low carbon) steel, manganic hydroxides in the form of clearly visible tubercles on the underwater shell of the vessel. These encourage the co-accumulation of aggressive anions such as chlorides and the steel underneath will develop deep local pitting. This type of attack is often found on the lower sides and the underside of the bottom plates of narrowboats and, for example, Dutch barges used as houseboats. They were brought to public attention when Dr Robert Ballard found them on the wreck of the *r.m.s. TITANIC* and dubbed them 'rusticles' because they look like icicles made of rust. Despite the name, they are not true rust and must not be confused with it. As a direct result of the attack by the microbes which are reducing her iron at a rate of 0.30 grammes per square centimetre of area per year it is estimated that within the next one hundred and fifty years or so the remains of the *r.m.s. TITANIC* will have completely disappeared and turned into a mountain of ferrous and ferric hydroxide at the bottom of the ocean. The iron bacteria are rather like living porous concrete and start with a threadlike polymer structure and then crystallise iron, calcium and a tiny bit of aluminium. The outer skin of the rusticle is heavy with iron that protects the resident colonies of bacteria. The outer skin grows harder and darker with age which fact helps the marine surveyor to spot newer growth. The young rusticle absorbs more and more iron from the parent source which is consumed into the communal structure. If they stop consuming they die but if they carry on consuming the ends of the rusticle becomes too heavy and breaks off and the microbes inside then die. The old ones fall off leaving a clean gap on which a new colony can start. Iron(II) hydroxide is poorly soluble ( $1.43 \times 10^{-3}$  g/l). It precipitates from the reaction of iron(II) sulphate and hydroxide ions (from a soluble compound containing hydroxide ions).



Common household bleach or sodium hyperchloride makes a good, cheap biocide. Sodium hyperchloride is a chemical compound with the Formula NaOCl. It is commonly known as bleach and is frequently used as a disinfectant. The chemical is produced today by the Hooker process. In this process sodium hyperchloride (NaOCl) and sodium chloride (NaCl) are formed when chlorine is passed into cold and dilute sodium hydroxide solution. It is prepared industrially by electrolysis with minimal separation between the anode and the cathode. The solution must be kept below 40°C (by cooling coils) to prevent the undesired formation of sodium chlorate.



Household bleach is a 3-6% solution of sodium hyperchloride at the time of manufacture. Strength varies from one Formulation to another and gradually decreases with long storage. Sodium hyperchloride reacts with metals gradually, such as zinc, to produce the metal's oxide or hydroxide:



A one part bleach to four parts water dilution of household bleach is effective against many bacteria and some viruses. The marine surveyor should be aware that the solution is corrosive and the treated area needs to be thoroughly washed afterwards. Sodium hyperchloride is a strong oxidizer and the products of the oxidation reactions are corrosive. He should also be aware that solutions may burn the skin and cause eye damage, particularly when used in concentrated forms. However, only solutions containing more than 40% sodium hyperchloride by weight are considered hazardous oxidizers. Solutions less than 40% are classified as a moderate oxidizing hazard.



*Photograph 4 – Microbiological attack on the wreck of r.m.s. TITANIC*

In 2010, scientists also isolated *halomonas titanicae*, a Gram negative, heterotrophic, aerobic, non-endospore forming bacterial strain and motile by peritrichous flagella, designated strain BH1T, from a 'rusticle' sample collected from the wreck of the *r.m.s. TITANIC*. The pitting from microbiological sources has a high surface area/depth ratio the sides of the pits being stepped and the bottom of the pit flat. Sulphur reducing microbes leave the bottom of the pit coated with a soft black substance, easily cut with a penknife and giving off the characteristic bad eggs smell of hydrogen sulphide. Sulphur oxidising microbes leave the bottom of the pit coated with a bright silver coloured very hard substance. The 'rusticles' left behind by the gallionella microbes form a brown powder with a hard but brittle crust. They are a mixture of ferrous [Fe(OH)<sub>2</sub>] and ferric [Fe(OH)<sub>3</sub>] hydroxides which are insoluble in water and are also known as ferrous or ferric hydrate or iron hydroxide. The steel underneath often has the black lustrous characteristic of ferrosferric oxide (magnetite). If full identification is needed for, say, legal purposes then a full laboratory test is necessary. The vessel should also be fitted with an adequate number of properly electrically connected anodes whose material is suitable to the salinity of the water in which she lies. Anodes should not, of course, be painted but it is surprising how often that, even these days, one finds on surveys that that reasonably obvious rule is totally ignored particularly if the paint is applied by spray. A good practice when painting the boat is to clean the anodes all over right back to bright metal and then to coat them with soft soap or Vaseline before applying the paint to the hull. Any paint accidentally applied to the anode surface will then wash off with the soap when the boat is floated taking the unwanted paint with it. Experience has shown that, in the absence of sulphur reducing bacteria, adequate protection of mild steel is often achieved when there are sufficient anodes such that the electric potential is depressed by -0.85V with a silver/silver chloride reference anode. Where microbial activity is high or the risk is known to be present, however, the potential must be reduced to at least -1.00 V.

*Table 1*  
*Bacteria Field Identification*

| <b>Bacterium</b>  | <b>Type</b>                        | <b>Identifier</b>  |
|---|------------------------------------|--|
| <i>Desulfovibrio spp</i><br><i>Desulfotomaculum spp</i> | Sulphur reducing bacterium<br>SRB  | Black hydrogen sulphide at the bottom of layered pitting               |
| <i>Thiobacillus ferroxydans spp</i>                     | Sulphur oxidising bacterium<br>SOB | White tetra-hydrated ferrous sulphate at the bottom of layered pitting |
| <i>Gallionella ferruginea</i>                           | Iron oxidising bacterium<br>IOB    | Yellow/brown crusted 'rusticles' of ferric and ferrous hydroxides.     |

## REFERENCE DOCUMENTS

*Microbially Induced Corrosion* – A. K. Tiller.

*Manual of Biocorrosion* - Hector A. Videla.

*Antimicrobial Copper Alloys: Guidance for Selection* – Pub 214 - Copper Development Association Square Covert, Caynham, Ludlow, Shropshire SY8 3BJ, UK



# ABOUT THE AUTHOR



## **Jeffrey N. Casciani-Wood**

*Consultant Diagnostic and Marine Engineer, Naval Architect and Ship and Boat Surveyor.*

Jeffrey N. Casciani-Wood is a Chartered Engineer with the additional title of European Engineer, a Fellow R.I.N.A., Hon. Fellow I.I.M.S. (Past President), Fellow S.C.M.S., and a Fellow of the Institute of Diagnostic Engineers and its current President. He is also on the IMO list of Marine Consultants (through IIMS). He holds an ONC, HNC and endorsements in naval architecture and the IIMS Diploma in Marine Surveying. To recognise his lifelong commitment and contribution to the marine surveying profession, Jeffrey was given a Lifetime Achievement Award, which was presented to him at the IIMS Conference Dinner in September 2015.

From January 1945 to October 1946 Jeffrey worked at the London Graving Dock Ltd on a pre-apprenticeship training course. Following that, from October 1946 to October 1951, with an indentured apprenticeship at the Orchard Dock as a shipwright. From October 1951 to 1957 he worked as a shipwright and made occasional trips to sea. From 1957 to 1964, Jeffrey worked at the Kort Propulsion Co Ltd (Green and Silley Weir Ltd) rising from junior draughtsman to general manager, designing propulsion equipment and attending new building bollard pull and sea trials. During the evening he taught naval architecture to ONC level at Poplar Technical College for six years during this time. From 1964 to 1973, Jeffrey worked for Messrs Hart Fenton and Co Ltd as superintendent of Greek tramp shipping on a world-wide basis. To date he has worked in over fifty countries, and from 1973 to 2005, acted as a freelance marine surveyor mainly on small craft till he retired on the death of my wife. For a period Jeffrey was on the London District Committee of SCMS and regularly reviewed applications for membership. He has acted as mentor to a number of junior surveyors and regularly attends meetings of the IIMS and I.Diag.E to keep up his CPD (continuous professional development).

Jeffery is the author of a number of books and papers published by IIMS.



# “WHAT A MARINE SURVEYOR NEEDS TO KNOW ABOUT...”

The growing series of IIMS self help handy guides



| WHAT A MARINE SURVEYOR NEEDS TO KNOW ABOUT                    | AUTHOR                             | PRICE  | ISBN              |
|---|------------------------------------|--------|-------------------|
| Marine Surveying: An Introduction                             | Capt Barry Thomson                 | £20.00 | 978-1-911058-07-6 |
| Imaging Techniques  | Milind Tambe                       | £27.00 | 978-1-911058-02-1 |
| Small Craft Metal Hulls & Ultrasonics                         | Jeffrey Casciani-Wood              | £25.00 | 978-1-911058-03-8 |
| Working In Enclosed Spaces                                    | Capt Michael Lloyd & Adam Allan    | £25.00 | 978-1-911058-00-7 |
| Surveying Wood Craft  | Ian Nicolson                       | £25.00 | 978-1-911058-04-5 |
| Small Craft & Superyacht Valuations                           | Capt Philip Duffy                  | £17.00 | 978-1-911058-10-6 |
| Yacht & Small Craft-Building Terminology                      | Jeffrey Casciani-Wood              | £30.00 | 978-1-911058-01-4 |
| Yacht & Small Craft Report Writing 2ND EDITION                | John Kilhams                       | £25.00 | 978-1-911058-18-2 |
| Knowledge Management  | Nicholas Parkyn                    | £20.00 | 978-1-911058-06-9 |
| Dynamically Positioned Vessels                                | Hugh Raynor                        | £20.00 | 978-1-911058-08-3 |
| Business Management Skills                                    | Mike Schwarz                       | £20.00 | 978-1-911058-09-0 |
| Small Craft Engine Surveys                                    | Elliott Berry                      | £27.00 | 978-1-911058-11-3 |
| Surveying Metal Craft   | Ian Nicolson                       | £25.00 | 978-1-911058-12-0 |
| Insurance Damage Surveys (Commercial Ships, Hull & Machinery) | Capt Barry Thomson                 | £20.00 | 978-1-911058-13-7 |
| Insurance Damage Surveys (Cargo Claims)                       | Capt Barry Thomson                 | £20.00 | 978-1-911058-14-4 |
| Insurance Damage Surveys (Yachts, Small Craft & Workboats)    | Capt Barry Thomson                 | £20.00 | 978-1-911058-15-1 |
| Surveying Sails   | Ian Nicolson                       | £20.00 | 978-1-911058-16-8 |
| Synthetic (Composite) Rigging                                 | Nicholas Parkyn                    | £25.00 | 978-1-911058-17-5 |
| Using Computers in Marine Surveying                           | Nicholas Parkyn                    | £18.00 | 978-1-911058-19-9 |
| Paint Failure, Corrosion and Rectification                    | Roger Weatherhead and Peter Morgan | £35.00 | 978-1-911058-20-5 |

BUY ONLINE AT: [iims.org.uk/education/buy-iims-handy-guides](http://iims.org.uk/education/buy-iims-handy-guides)

Read the quarterly  
Report Magazine from IIMS in  
digital e-reader format for the latest  
news, features and thought provoking  
articles related to marine surveying.



Read the Report magazine at:  
[www.iims.org.uk/report-magazines/](http://www.iims.org.uk/report-magazines/)

# Biological Attack on Iron and Steel



Boat owners and marine surveyors will be familiar with common iron rust whatever form it takes. The literature on the subject of electrochemical or galvanic corrosion is enormous. However, although the phenomenon is well known to the mining and oil industries where it causes millions of dollars worth of damage annually, biological attack is not so widely understood in the marine world.



Macrobiological attack is the phenomenon of mussels, barnacles, slimes, grasses and seaweeds attaching to a vessel hull. These items do not usually cause serious harm to the metal but they can and do slow the boat down and increase the fuel consumption. However, there is a different kind of corrosion which is also found on boat hulls, particularly those lying in water such as canals or rivers containing decaying vegetable matter. Few people are aware of the problem or realise it is caused by microbiological attack, or metal worm.

Metal worm is a highly unpredictable process but the marine surveyor should realise that, under the influence of microorganisms, corrosion processes can happen in a matter of months compared to the years it would take for ordinary abiotic corrosion to reach serious proportions.

Published by the  
**International Institute  
of Marine Surveying**  
Murrills House,  
48 East Street,  
Portchester,  
Hampshire,  
PO16 9XS, UK

